


Optimized Surface Preparation System



Prepare to take control!



- **Mirkas's groundbreaking 'Optimized Surface Preparation System' maximizes performance at every stage**
- **By using ingenious thinking** to streamline and perfect the entire process, rather than just individual steps, this truly unique concept puts you in control
- **Surface preparation** has never been so simple, fast and cost effective, with a premium quality result that is repeatable, over and over again!



What is OSP?

Mirkas's Optimized Surface Preparation System is truly unique thanks to an innovative combination of high-tech abrasives, tools and processes that cannot be compared to anything else on the market today. The focus on speed, control, simplicity and repeatability instantly makes traditional methods inefficient and obsolete.

Just some of the benefits include:

- Increased sanding speed and efficiency saves time on every job which boosts productivity and profitability.
- Standardized, step-by-step processes means predictable, consistent quality on every repair.
- 'Dust free' – the workshop stays cleaner which helps reduce the risk of dust inclusions in paintwork and minimizes the need for de-nibbing.
- Healthier workshop environment for staff.

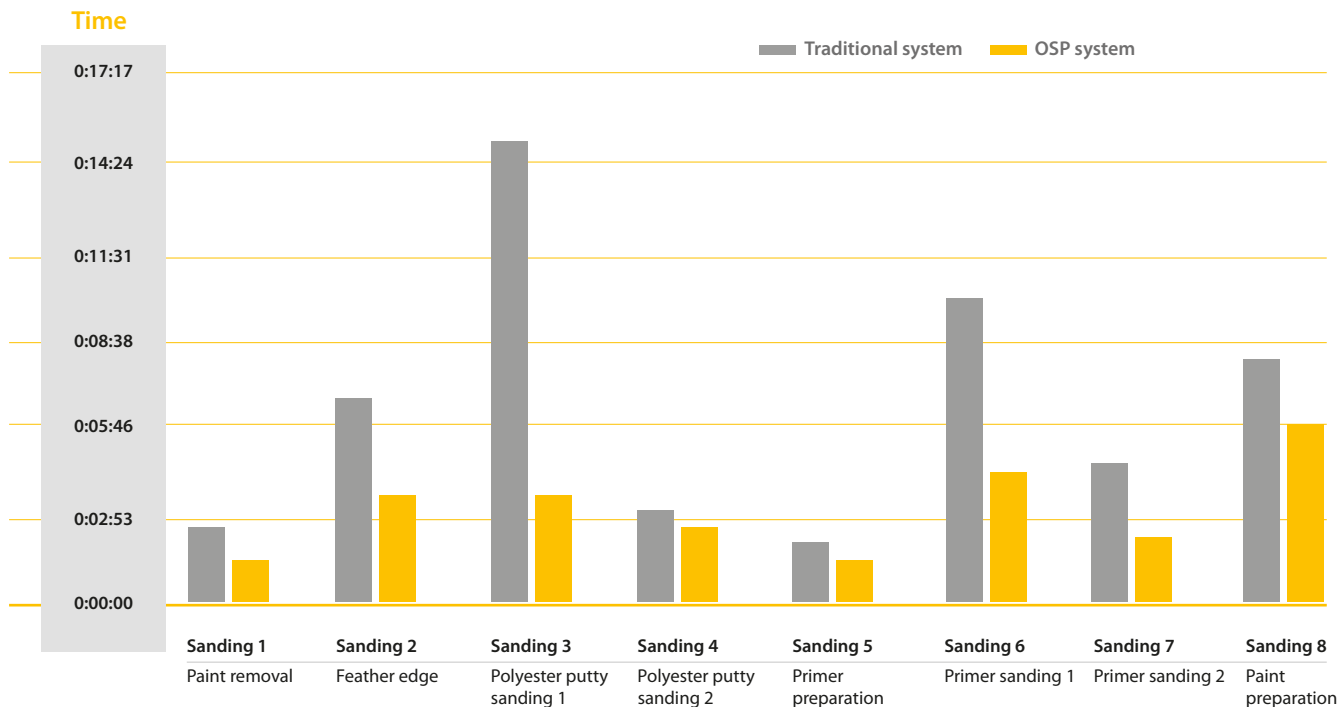


Standardized repair process is one of the keys to get the smooth workflow in the body shop. With the OSP system it is a clear and simple process which impacts to keep the focus and achieve the goal for the day – Correct accomplished repairs on time.

Time studies performed in body shops show a time saving in sanding process of 30% thanks to the OSP system.

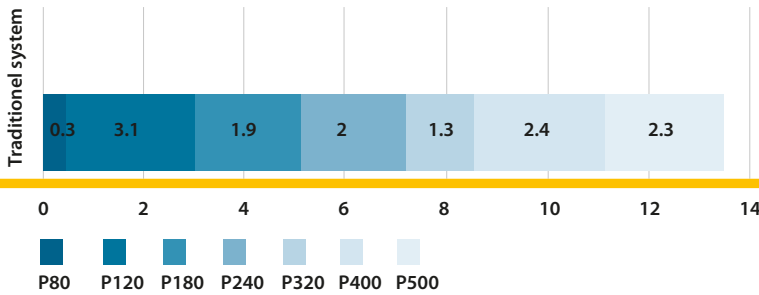
Sanding time comparison

OSP vs. Traditional system

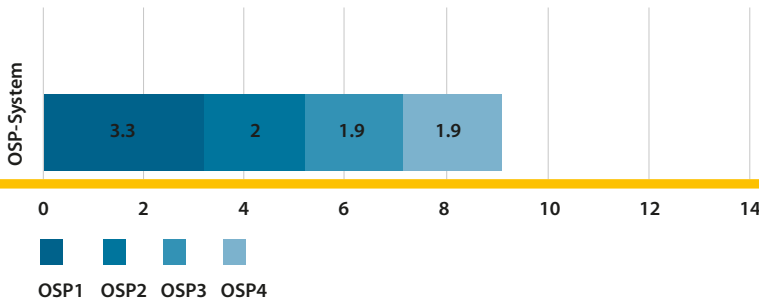


The simplified OSP system gives a reduced abrasive material consumption. Facts based on studies in body shops show an abrasive material decrease of 32%.

Abrasive consumption – Traditional system Average 13,3 pcs



Abrasive consumption – OSP system Average 9 pcs



The OSP Small to Medium Repair Process

Preparation is key!
To achieve a good paint adhesion,
make sure that the substrate is clean.

Paint removal /
Feather edge




OSP PRODUCT



USE:

- Disc or strip No 1 for paint removal.
- Disc or strip No 2 for feather edge.

Polyester filler



USE:

- Strip No 1 to level polyester filler.
- Strip No 2 for final leveling and as first step on fine polyester filler.

Primer preparation



USE:

- Disc No 3 to prepare the repaired area for primer by reducing scratches and expanding the feather edge.

OSP PRODUCT



Finishing



USE:

- Disc or strip No 3 to level structure on primer.



USE:


- Soft pad No 4 for hard-to-reach areas.



USE:

- Finalize the sanding with disc No 4.

OSP PRODUCT



The OSP Spot Repair Process

Preparation is key!
To achieve a good paint adhesion,
make sure that the substrate is clean.



Paint removal and
Feather edge sanding

OSP PRODUCT



USE:

- Strip* or disc 77 mm No 2 and 3



Polyester filler

USE:

- Strip* or disc 77 mm No 3



Primer preparation

OSP PRODUCT



USE:

- Disc 77 mm No 4



Primer Sanding

USE:

- Disc 77 mm No 4



Paint preparation
sanding

OSP PRODUCT



USE:

- Abralon 77 mm grit 1000 for feather edge and grit 2000 for fade out

ABRALON®



* OSP Strip cut in half.

- Mirka OSP-1: 150 mm, 77 mm paint removal disc, 70 x 198 mm body filler strip, 70 mm x 10 m and 115 mm x 10 m rolls
- Mirka OSP-2: 150 mm, 77 mm feather edge disc, 70 x 198 mm body filler strip, 70 mm x 10 m and 115 mm x 10 m rolls
- Mirka OSP-3: 150 mm, 77 mm primer preparation disc, 70 x 198 mm primer and body filler strip, 70 mm x 10 m and 115 mm x 10 m rolls
- Mirka OSP-4: 150 mm, 77 mm finishing disc and Mirka OSP-4 115 x 125 mm hand finishing pad



Tools for Mirka's OSP System

- Mirka® Solution Trolley
- Mirka® Dust Extractor
- Pneumatic Box
- Pneumatic Dual Operator Kit
- Dust Extraction Hoses
- Mirka® PROS 650CV 150 mm
- Mirka® OS 383CV 70 x 198 mm
- Mirka® OS 343CV 70 x 100 mm
- Mirka® ROS 325CV 77 mm
- Interface 150 x 5 mm 67 H
- Mirka® Dry Guide Coat



OSP

Prepare to take control!





MIRKA
OPTIMIZED
SURFACE
PREPARATION
SYSTEM



MIRKA



www.mirka.com/en/osp

